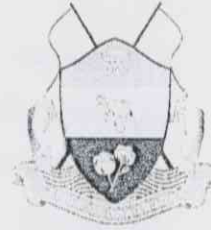


REPUBLIC OF KENYA

COUNTY GOVERNMENT OF SIAYA



COUNTY ASSEMBLY
OF SIAYA
2 MAR 2023
PAPER LAID

FINANCE AND ECONOMIC PLANNING

COUNTY ASSEMBLY OF SIAYA

REGISTRY

28 FEB 2023

RECEIVED

MEDIUM TERM

FISCAL STRATEGY PAPER 2023/2024

"Economic transformation for shared growth".

FEBRUARY 2023

TABLE OF CONTENTS

FOREWORD

ACKNOWLEDGEMENT

ACRONYMS AND ABBREVIATIONS

SECTION ONE

COUNTY STRATEGIC BLUEPRINT

 1.0 OVERVIEW OF THE COUNTY FISCAL STRATEGY PAPER

 1.1 LEGAL BASIS

 1.3 OUTLINE OF COUNTY FISCAL STRATEGY PLAN

SECTION TWO

RECENT ECONOMIC AND FORWARD FISCAL OUTLOOK

 2.0 OVERVIEW

 2.1 GLOBAL AND REGIONAL ECONOMIC DEVELOPMENTS

 2.2 NATIONAL ECONOMY

 2.3 COUNTY ECONOMIC AND FISCAL OVERVIEW

SECTION THREE

STRATEGIC PRIORITIES AND INTERVENTIONS

 3.0 OVERVIEW

 3.1 ENABLER PILLAR

 3.1.1 *Governance and Administration*

 3.1.2 *Public Works, Energy, Roads and Transport*

 3.1.3 *Lands, Physical Planning, Housing and Urban Development*

 3.2 ECONOMIC PILLAR

 3.2.1 *Agriculture, Irrigation, Food, Livestock and Fisheries*

 3.2.2 *Enterprise and Industrial Development*

 3.2.3 *Tourism, Culture, ICT and Arts*

 3.2.4 *Finance and Economic Planning*

 3.3 SOCIAL PILLAR

 3.3.1 *Health and Sanitation*

 3.3.2 *Water, Environment and Natural Resources*

 3.3.3 *Education, Youth Affairs, Gender, Sports and Social Services*

SECTION FOUR

FISCAL POLICY AND BUDGET FRAMEWORK

 4.0 OVERVIEW

 4.1 FISCAL POLICY STATUS

 4.2 BUDGET FRAMEWORK

 4.2.1 *Projected Revenue for FY 2023/24*

 4.2.2 *Projected Equitable share for FY 2023/24*

 4.2.3 *Projected Conditional Grants for FY 2023/24*

 4.2.4 *Own Source Revenue Projections*

SECTION FIVE

ERROR! B

MEDIUM TERM EXPENDITURE FRAMEWORK 34

5.0 OVERVIEW 35

5.1 RESOURCE ALLOCATION CRITERIA 35

5.2 PROJECTED TOTAL EXPENDITURE 35

 5.2.1 Recurrent Expenditure 35

 5.2.2 Development Expenditure 37

5.3 SECTORAL CEILINGS 37

ANNEX X: PROJECT PROPOSALS FOR FY 2023/24: WIP 39

Foreword

The 2023 County Fiscal Strategy Paper (CFSP) is the first to be prepared under the administration, the *Nyalore* Government. It sets out the primary programs and policies to be implemented in the Medium-Term Expenditure Framework (MTEF). The CFSP-2023 comes at a time when the County Government is finalizing the preparation of the third generation County Integrated Development Plan (CIDP) for 2023 to 2027 of the Vision 2030 that will prioritize the implementation of economic recovery and growth strategies of the new administration.

The CFSP-2023 is framed against a backdrop of global economic slowdown underpinned by ongoing Russia-Ukraine conflict, elevated global inflation, the lingering effects of the COVID-19 pandemic, and persistent supply chain disruptions and the drought effects that have created urgency on food security and climate change interventions. This urgency allows us to refocus investment on mitigation, adaptation and firm resilience. As the effects of COVID-19 pandemic started to subside, the County Government of Siaya contributed 1 percent to the National GDP of 7.5 percent in 2021. However, the momentum has been slowed again by the Russia-Ukraine conflict that disrupted global trade through increased fuel, fertilizer and food prices. For the first time in many years, inflation rate in Kenya is above the Government target range mainly driven by supply constraints occasioned by the external shocks as well as the drought effects. In addition, the drought impacts in the economy has created a strong focus on food security and climate change. It is therefore necessary that going forward, the county government prioritizes interventions that unlock economic growth and confer benefits to intended beneficiaries.

To achieve this, the county government has taken a strategic policy shift that requires application of resources towards completion, equipping and operationalization of ongoing infrastructure projects. In this regard therefore, county government entities with ongoing projects across the economic, social and enabler pillars have been given priority in resource allocation in this document.

Specifically, the County Government in the FY 2023/24 will also make deliberate efforts to invest in agriculture, livestock and fisheries development to ensure it plays its critical role in ensuring food self-sufficiency and security through mechanization, increased farm acreage, enhanced extension services and provision of improved farm inputs. Additionally, the *Nyalore* manifesto seeks to enhance value addition through agro-processing. In the health sector, the county will accelerate equipping existing health facilities and operationalize completed ones to improve accessibility, quality healthcare and invest in universal healthcare coverage. In roads and public works sector, county will seek to improve accessibility through grading, graveling, construction of bridges and tarmacking of roads. Improved accessibility will thereby contribute immensely in enterpris-

development, value addition, job creation and reduction in poverty. The county will also seek to strengthen socio-economic development through investment in culture and heritage, early childhood education, vocational training, water, strengthening of decentralised structures (sub-county, ward and village administration), gender and rights-based development interventions and strengthening of its own source revenue base as well as human resource capacity.

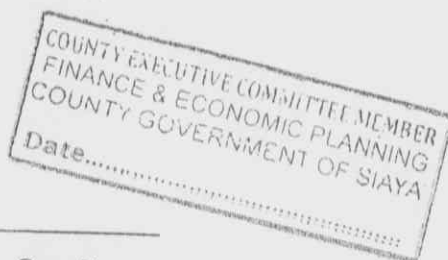
Finally, the government will digitise its operations to enhance public engagement, accountability, accessible and convenient service delivery to the people of Siaya. This will have direct benefits in the growth and management of Own Source Revenues (OSR).

The policies in this document have been anchored on the Medium-Term Plan IV of the Vision 2030, CIDP 2023-2027 and ADP 2023/2024. The focus of the policies is to continue providing an enabling environment for economic recovery to safeguard livelihoods, jobs, businesses and increasing the size and share of the county's Gross Domestic Product (GDP). Hence the theme, *"Economic transformation for shared growth"*.



Hon. Benedict Abonyo Omollo

CEC Member- Finance and Economic Planning



Acknowledgement



This is the tenth County Fiscal Strategy Paper (CFSP) to be prepared since devolution. The paper outlines the broad strategic macroeconomic issues and Medium-Term Fiscal Framework, together with a summary of Government spending plans, as a basis of the 2023/24 budget.

Preparation of 2023/24 County Fiscal Strategy Paper (CFSP) benefitted from contributions from different stakeholders. First and foremost, I wish to acknowledge the contribution by H.E. The Governor and the entire County Executive Committee for providing strategic leadership in the formulation of development priorities and availing resources to facilitate the activity. Secondly, I wish to acknowledge the role played by fellow Chief Officers for providing technical support during the preparation of this paper. My gratitude goes also to those who contributed to an engaged public participation, such as members of the public, the civil society and any other stakeholders who in one way or the other contributed to the preparation of this paper.

I also wish to acknowledge the invaluable role played by the Sub-County and Ward Administrators and the Ministry of Interior and Coordination of National Government through the Chiefs and Assistant Chiefs in mobilizing members of the public.

Finally, I wish to acknowledge the Directorate of Budget and Economic Planning and the entire Finance team for their zeal in coordinating the activity and putting together information from different sources to compile the Paper.

To all of you, I say thank you.



CHIEF OFFICER
FINANCE & ECONOMIC PLANNING
COUNTY GOVERNMENT OF SIAYA
SIAYA

Jacktone Ouma Odinga

Ag. Chief Officer, Finance and Economic Planning

Acronyms and Abbreviations

AFILF	Agriculture Food Irrigation Livestock and Fisheries
ASDSP	Agriculture Sector Development Support Program
ADP	Annual Development Paper
BMU	Beach Management Unit
BPS	Budget Policy Statement
CBK	Central Bank of Kenya
CPI	Consumer Price Index
CDF	Cooperative Development Fund
COVID 19	Corona Virus Disease-2019
CAPR	County Annual Progress Report
CBEF	County Budget Economic Forum
CBROP	County Budget Review Outlook Paper
CEC	County Executive Committee
CFSP	County Fiscal Strategy Paper
CHRMAC	County Human Resource Management Advisory Committee
CIDP	County Integrated Development Plan
EAC	East Africa Community
EYAGSS	Education Youth Affairs Gender and Social Services
EMDE	Emerging Markets and Developing Economies
EID	Enterprise and Industrial Development
FY	Financial Year
FMD	Foot and Mouth Disease
GDP	Gross Domestic Product
HCM	Human Capital Management
HRM	Human Resource Management
ICT	Information Communication Technology
ICU	Intensive Care Unit
KCSAP	Kenya Climate Smart Agriculture Project
KECOBAT	Kenya Community Based Tourism Network
KDSP	Kenya Devolution Support Programme
KICOSCA	Kenya Inter-County Sports and Cultural Association

KYISA	Kenya Intercounty Sports Association
KNBS	Kenya National Bureau of Statistics
KUSP	Kenya Urban Support Programme
LREB	Lake Region Economic Block
LPPHUD	Lands Physical Planning, Housing and Urban Development
MSME	Micro small and medium enterprises
NSE	Nairobi Stock Exchange
NEMA	National Environment Management Authority
NHIF	National Hospital Insurance Fund
NDA	Net Domestic Assets
NFA	Net Foreign Assets
NCD	New Castle Disease
NMT	Non-Motorized Transport
O&M	Operations and Maintenance
OPD	Outpatient Department
OSR	Own Source Revenue
PLWD	People Living with Disability
PFM	Public Finance Management
RVF	Rift Valley Fever
RPWET	Roads, Public Works, Energy and Transport
SAGA	Semi-Autonomous Government Agencies
SIBOWASCO	Siaya -Bondo Water and Sanitation Company
SCRH	Siaya County Referral Hospital
SVTSG	Subsidied Vocational Training Support Grant
SDG	Sustainable Development Goals
TTI	Technical Training Institute
TCIS&A	Tourism Culture Information Sports and Arts
THS	Tractor Hire Services
UNESCO	United Nations Educational, Scientific and Cultural Organization
UHC	Universal Health Care
VAT	Value Added Tax
WENR	Water Environment and Natural Resources

Section One

County Strategic Blueprint

1.0 Overview of the County Fiscal Strategy Paper

The County Fiscal Strategy Paper (CFSP) is the first primary fiscal policy statement to be prepared under the *Nyalore* Government and which sets out the priority programmes the County Government intends to implement in the coming year and in the medium term. It also sets out the amount of funds it has dedicated towards those programmes to achieve its priorities within the context of limited resources. This policy document is driven by rallying call *Nyalore* (which means "it is possible or *inawezekana*").

In preparing the County Fiscal Strategy Paper, the County Government has aligned its development priorities with those of the national government as captured in the Budget Policy Statement (BPS)-2023. In addition, the CFSP draws its priorities from the Annual Development Plan (ADP) for the financial year 2023/24. Finally, CFSP incorporates views of other non-state actors, members of the public and other stakeholders.

1.1 Legal Basis

Section 117 of the PFM Act 2012 provides that the County Treasury shall prepare and submit the CFSP to the County Executive Committee (CEC) for approval. Subsequently, the approved CFSP is submitted to the County Assembly by the 28th of February each year. The County Assembly shall, not later than 14 days after the CFSP is submitted, table and discuss a report containing its recommendations and pass a resolution to adopt it with or without amendments. The County Executive Committee member for Finance and Economic Planning shall thereafter consider resolutions passed by County Assembly in finalizing the budget for the FY 2023/24 and the medium term.

The CFSP adheres to the fiscal responsibility principles and demonstrates prudent and transparent management of public resources in line with the Constitution and the Public Finance Management (PFM) Act, 2012.

1.2 Core Thematic Areas

The County Government will implement policies, reforms and promote investment in seven core thematic areas dubbed *Legacy Projects* that are expected to put the citizens of the County at the centre of their development. These thematic areas are:

1. Equipping health facilities, specifically modernizing and upgrading Siaya County Referral Hospital and ensuring availability of drugs in all health facilities across the county.
2. Investing in the provision of clean and reliable water supply powered by solar energy to the residents of Siaya while focusing on interventions to address climate change and sustainable development. This includes afforestation and conservation of the riparian areas.
3. Revamp agriculture through improved mechanization to increase acreage cultivated, provision of necessary inputs to farmers in the County to increase yield, food and nutrition security. This will include introduction of new crop varieties for arid and semi-arid areas, and new improved cash crops appropriate to Siaya County.
4. A focus to optimize the blue economy to derive benefits for the larger community, including sustainable development of the lakefront. An authority will be established to oversee and manage the investment opportunities at the lakefront.
5. Developing enterprise to shift the economic structure initially through agro-processing and agriculture led industrialization, for job creation and youth empowerment.
6. Establishment of village administrations in accordance with the provisions of County Government Act 2012 and enhancing public participatory approaches to decision-making.
7. Identifying, protecting and marketing important tourist attractions in Siaya and constructing a modern conference, cultural and arts centre in Siaya Town.

1.3 Outline of County Fiscal Strategy Plan

The document is organized around four sections namely:

Section one: Provides County Strategic Blueprint with respect to general and specific macroeconomic factors affecting both the National and County economies, programmes for achieving strategic blueprint objectives and an outline of the County Fiscal Strategy Plan (CFSP).

Section two: Provides recent economic developments and forward fiscal outlook with reviews on latest information on macroeconomic variables and the latest trends at Global, National and County economies.

Section three: Strategic priorities and interventions providing actionable decisions to give budgetary allocations, provide policy stance considering strategic blueprint objective and adherence to fiscal responsibility principles in terms of development and personnel emoluments.

Section Four: This section provides projected revenue streams in terms of equitable share, anticipated conditional grants and projected Own Source Revenue (OSR) for the (N+1) year and two outer financial years.

Section Five: This section provides a three-year rolling expenditure framework in terms of projected departmental expenditure for (N+1) year and two outer financial years.

Section Two

Recent Economic and forward Fiscal Outlook

2.0 Overview

This chapter analyses the recent economic developments globally and regionally with emphasis on the national and county economic trends to provide a basis for forecasting fiscal outlook for FY 2023/24 and beyond.

Recent Economic and Fiscal Overview

2.1 Global and Regional Economic Developments

The global economic outlook has become more uncertain reflecting the impact of the ongoing Russia-Ukraine conflict, elevated global inflation, lingering effects of COVID-19 pandemic and persistent supply chain disruptions. Global growth was expected to slow down to 3.2 percent in 2022 and 2.7 percent in 2023 from the earlier forecast of 2.9 percent. The USA economy is projected to slow down to 1.0 percent in 2023 from 1.6 percent in 2022, while Euro Area economies will slow down to 0.5 percent from 3.1 percent in 2022. The economy of China is projected to grow to 4.4 percent from 3.2 percent in 2022.

In Sub-Saharan Africa (SSA), growth is projected at 3.7 percent in 2023 from a growth of 3.6 percent in 2022. This outlook is weaker than the growth of 4.7 percent in 2021 reflecting lower trading partner growth, tighter financial and monetary conditions, and a negative shift in the commodity terms of trade. The devastating socio-economic impact of the COVID-19 pandemic will be felt for years to come unless smart investments in economic, societal and climate resilience ensure a robust and sustainable recovery of the global economy.

2.2 National Economy

The Kenyan economy demonstrated remarkable resilience and recovery from COVID-19 shocks due to the diversified nature of the economy and the proactive measures by the Government to support businesses. The economy expanded by 7.5 percent in 2021, a much stronger level from a contraction of 0.3 percent in 2020. The growth momentum continued in the first three quarters of 2022 averaging 5.5 percent despite subdued performance in agriculture and weaker global growth. The economy grew by 6.7 percent in the first quarter and 5.2 percent in the second quarter compared to a growth of 2.7 percent and 11.0 percent in similar quarters in 2021.

In the third quarter of 2022, the economy grew by 4.7 percent compared to a growth of 9.3 percent in the corresponding quarter of 2021. Most sectors posted slower growths owing to the significantly high growth rates recorded in the third quarter of 2021 that signified recovery from the impact of the COVID-19 pandemic. The growth in the third quarter of 2022 was mainly supported by the

service sectors particularly Accommodation and Food Service activities, Wholesale and Retail trade, Professional, Administrative and Support services, Education, Financial and Insurance activities. The growth was however slowed by declines in activities of the Agriculture, Forestry and Fishing, and Mining and Quarrying sectors. The agriculture sector recorded a contraction of 0.6 percent in the third quarter of 2022 compared to a growth of 0.6 percent recorded in the corresponding quarter of 2021. The slowdown in performance of the sector was mainly attributed to unfavourable weather conditions that prevailed in the first three quarters of 2022. The decline was reflected in the decline in vegetable exports and milk intake by processors. The sector's performance was cushioned from a steeper contraction by improved production in fruits, coffee and cane. The performance of the industry sector slowed down to a growth of 3.4 percent in the third quarter of 2022 compared to a growth of 8.3 percent in the same period in 2021. This was mainly on account of normalization of activities in the manufacturing sub-sector after the strong recovery in 2021. Manufacturing subsector expanded by 2.4 percent in the third quarter of 2022 compared to 10.2 percent growth recorded in the same period of 2021. The growth in the industry sector was supported by positive growths in Electricity and Water Supply subsector and construction sub-sector which grew by 4.7 percent and 4.3 percent, respectively. The activities in the services sector normalized and remained strong in the third quarter of 2022 after a strong recovery in 2021 from the effects of COVID19 pandemic. The sector growth slowed down to 6.1 percent in the third quarter of 2022 compared to a growth of 11.4 percent in the third quarter of 2021. This performance was largely characterized by substantial growths in accommodation and food services, wholesale and retail trade, professional, administrative and support services and education sub-sectors.

Inflation Rate

The year-on-year inflation rate eased for the second consecutive month in December 2022 but was still above the 7.5 percent upper bound target. Inflation rate eased to 9.1 percent in December 2022 from 9.5 percent in November 2022 due to a decline in food prices as a result of favourable rains and declining international prices of edible oils. However, this inflation rate was higher than the 5.7 percent recorded in December 2021. Overall annual average inflation increased to 7.6 percent in December 2022 compared to the 6.1 percent recorded in December 2021.

Food inflation remained the main driver of overall year-on-year inflation in December 2022, contributing 5.5 percentage points, an increase, compared to a contribution of 3.2 percentage points in December 2021. The increase was mainly attributed to unfavourable weather conditions and supply chain constraints of key food items particularly maize grain (loose), fortified maize flour, cooking oil (salad), cabbages, beef with bones and mangoes. Fuel inflation also increased to

contribute 2.2 percentage points to year-on-year overall inflation in December 2022 from a contribution of 1.7 percentage points in December 2021. This was mainly driven by increases in electricity prices due to higher tariffs and increased prices of kerosene/paraffin, diesel and petrol on account of higher international oil prices. The contribution of core (non-food non-fuel) inflation to year-on-year overall inflation has been low and stable, consistent with the muted demand pressures in the economy, supported by prudent monetary policy. The contribution of core inflation to overall inflation increased to 1.2 percentage points in December 2022 compared to 0.7 percentage points contribution in December 2021. While inflation has been rising and remains high in most economies, Kenya's inflation rate at 9.5 percent in November 2022 is much lower than that of some countries in the SSA region that have double digits' inflation.

Kenya Shilling Exchange Rate

The foreign exchange market was largely stable despite the tight global financial conditions attributed to strengthening of the US Dollar and uncertainties regarding the ongoing Russian-Ukraine conflict. However, in the recent past, the currency volatility has increased with the depreciation of the shilling. Due to the strong dollar, the exchange rate to the Kenya shilling like all world currencies has weakened to exchange at Ksh 122.9 in December 2022 compared to Ksh 112.9 in December 2021. Against the Euro, the Kenya shilling also weakened to Ksh 130.0 from Ksh 127.6 over the same period. The Kenyan Shilling strengthened against the Sterling Pound to Ksh 149.8 in December 2022 from Ksh 150.2 in December 2021.

In comparison to SSA currencies, the volatility of the Kenya Shilling exchange rate has remained relatively low at 8.9 percent against the US Dollar in November 2022. The depreciation rate of the Kenya Shilling was lower than that of Namibian Dollar, Botswana Pula, South African Rand and Malawi Kwacha. The stability in the Kenya Shilling was supported by increased remittances, adequate foreign exchange reserves and improved exports receipts.

Interest Rates

Monetary policy stance remains tight to anchor inflation expectations due to the sustained inflationary pressures, the elevated global risks and their potential impact on the domestic economy. In this regard, the Central Bank Rate was raised from 8.25 percent to 8.75 percent in November 2022. The interbank rate remained stable at 5.4 percent in December 2022 compared to 5.0 percent in December 2021 while the Treasury bills rates increased in December 2022 due to tight liquidity conditions. The 91-day Treasury Bills rate was at 9.4 percent in December 2022 compared to 7.3 percent in December 2021.

Commercial banks' lending rates remained relatively stable in October 2022 supported by the prevailing monetary policy stance during the period. The average lending rate was at 12.4 percent in October 2022 from 12.1 percent in October 2021 while the average deposit rate increased to 7.0 percent from 6.4 percent over the same period. Consequently, the average interest rate spread declined to 5.4 percent in October 2022 from 5.7 percent in October 2021. Broad money supply, M3, grew by 7.2 percent in the year to December 2022 compared to a growth of 6.1 percent in the year to December 2021. The growth in December 2022 was mainly due to an increase in domestic credit particularly net lending to the private sector. This growth was however curtailed by a decline in the Net Foreign Assets (NFA).

Net Foreign Assets (NFA) of the banking system in the year to December 2022 contracted by 51.9 percent, compared to a contraction of 21.0 percent in the year to December 2021. The decline in NFA partly reflected a reduction in reserves at the Central Bank due to scheduled debt service, and the increase in commercial bank's borrowing from foreign sources. Net Domestic Assets (NDA) registered a growth of 16.7 percent in the year to December 2022, an improvement compared to a growth of 12.4 percent over a similar period in 2021. The growth in NDA was mainly supported by resilient growth in credit to the private sector as business activities improved. Growth of domestic credit extended by the banking system to the Government moderated to 11.6 percent in the year to December 2022 compared to a growth of 28.3 percent in the year to December 2021. Lending to other public sector also declined during the period, mainly due to repayments by county governments and parastatals. Private sector credit improved to a growth of 12.5 percent in the 12 months to December 2022 compared to a growth of 8.6 percent in the year to December 2021. All economic sectors registered growth reflecting increased credit demand following improved economic activities. Strong credit growth was observed in the following sectors: mining, transport and communication, agriculture, manufacturing, business services, trade, and consumer durables. Monthly credit flows (month on month) have also improved from Ksh 24.8 billion in December 2021 peaking at Ksh 28.0 billion in December 2022. 88. The Government has launched the Hustlers Fund, as an intervention to correct market failure problems that led to predatory lending. This program aims to lift those at the bottom of the pyramid through structured products in personal finance that includes savings, credit, insurance and investment.

2.3 County Economic and Fiscal Overview

The average GCP for Siaya county has remained constant at 1.0 with marginal increases to 1.1 in 2019 and 2020 demonstrating a recovery of the county economy from Covid-19 shocks. The average GCP of neighbouring counties of Homabay, Busia, Kakamega and Vihiga is 1.2, 0.8, and 2.2

and 0.8 respectively indicating average performance of the county compared to its peers. The GDP contribution for Siaya County in monetary terms increased from 47,453 in 2013 to 106,259 in 2020. Agriculture, forestry and fisheries contributed 0.06 percent while the contribution of the service industry, manufacturing and other industries contributed 0.01, 0.01 and 0.02 percent respectively to the GDP (GDP report 2021).

Own Source Revenue (OSR) collection for FY 2021-22 registered impressive performance surpassing the target of Kshs 445.4 million by 0.934 million while year on year comparison also registered an increase of Kshs 110.08 million. Projected OSR for FY 2022/23 is Kshs 700 million while actual half year performance is less than half of the projected amount indicating possible failure to meet OSR target for the year. Sustained global and national inflationary pressure will continue to negatively affect private enterprises in the county and increase the cost of providing government services in FY 2023/24. The county government will focus on anchoring its economic transformation agenda on the agriculture sector. This requires allocation of additional resources to the sector for the transformation to be realized. The health sector will get the highest allocation by virtue of its complexity and resource requirement.

Section Three

Strategic Priorities and Interventions

3.1 Overview

Strategic priorities for FY 2023/24 have been drawn from development priorities as set out in the CIDP 2017-2022 carryovers, consideration of the CIDP 2023-27 (in development), Annual Development Plan 2023-2024, Sector Working Group Reports for FY 2023-2024 and Public Participation Proposals and a focus on the *Nyalore* manifesto. The priorities are linked to national objectives captured in the Budget Policy Statement 2023, draft MTP 4 2022-2027, Africa's 2063 Development Agenda and SDGs 2030. The *Nyalore* Administration will consider fiscal consolidation by reducing on micro projects and focusing on macro and high impact programmes and projects. These priorities will be anchored on three broad pillars namely: Enablers Pillar, Social Pillar and Economic Pillar.

These priority programmes and projects will be funded through transfers from national government, grants and donations, local revenue and through Public Private Partnerships (PPPs).

3.1.1 Enablers Pillar

This pillar consists of Governance and Administration; Public Works, Energy, Roads and Transport; Lands, Physical Planning, Housing and Urban Development; Siaya Municipality and the County Assembly Sectors.

3.1.1.1 Governance and Administration

The sector provides leadership, administrative and governance structures that are instrumental for public service delivery. It oversees formulation and implementation of public policies and regulations; intergovernmental relations; intervention programmes such as disaster management; sub-county, ward and village administration; County strategy, monitoring and evaluation; public participation in government decision making; ethics and integrity of public officers and human capital management and development. Public Service Board which is a Semi-Autonomous Government Agency also falls under the department.

3.1.1.1.1 Performance review for FY 2021/2022

In the period under review, the sector improved service delivery through construction of Governors office annex, renovation of Ugunja and Ukwala Sub-County offices, acquired office operational tools, equipment and machinery, adopted RRI in performance contracting, inaugurated the second county public service board.

In the review period the sector experienced the following challenges: partial operationalization of decentralized units; lack of county human resource policy; weak project cycle management, lack of a fleet management system, poor enforcement and compliance to County laws, poor implementation of public participation and Petitions Act, weak coordination of development partners and stakeholder activities, inadequate technical officers and operational tools, equipment and office space; lengthy time taken to handle court cases.

To mitigate the above challenges, the department will, develop and implement human resource policy and project cycle management; invest in operational tools, equipment, machinery and adequate office space; strengthen enforcement and compliance with County laws, coordination of development partners, decentralized units and fleet management; integrate ICT in service delivery and promote ADR in dispute resolution.

Departmental Priorities in FY 2023/2024

The department projects to spend **Kshs. 504,548,779** comprising Kshs. 478,932,329 and Kshs. 25,616,450 for recurrent and development expenditures respectively. Priority areas to be funded include:

1. Improve service delivery through remuneration to existing staffs, guided recruitment (village administrators and councils) and promotion at Kshs. 376,048,739
2. Provision of operational tools, equipment, machinery and development of enabling policies at Kshs. 164,534,621
3. Construction of 4 Ward Offices at Kshs 16,000,000.
4. Construction of Rarieda sub-county office at Kshs. 5,000,000
5. Renovation of Bondo Sub-County office at Kshs. 4,000,000
6. Digitalization of records and operations at Kshs 20,000,000

Office of the County Attorney

The office of County Attorney has a mandate of offering legal services and advice to the County Government, the office also prepares and reviews proposed legislations and policies to ensure compliance with the Constitutional and legal provisions. The Office further represents the County in all legal matters filed against the County Government.

Review of performance for FY 2021/22

The period under review, the office improved legal compliance through, recommendation of four Bills for assent by the Governor, settling two legal matters out of court, issuing twenty-three legal opinions and advisories to various departments, reviewed and recommended six contracts and agreements to various departments for execution.

In the period under review, the office experienced the following challenges: limited technical officers and operational tools, equipment, machinery and office space; weak project cycle management leading to increase in legal disputes; failure by departments to utilize ADR and lack of financial autonomy.

To address the challenges the office will promote use of Alternative Dispute Redress Mechanisms (ADRM) in settling disputes, lobby for financial autonomy, recruit additional staff and procure office machinery, strengthen project cycle management.

Sector Priorities in FY 2023/2024

The office projects to spend **Kshs. 31,844,379** for recurrent and no development expenditures.

Priority areas to be funded include;

1. Improve service delivery through remuneration to existing staffs, recruitment and promotion at Kshs. 12,303,473.
2. Provision of operational tools, equipment, machinery and development of enabling policies at Kshs. 19,540,906.

3.1.2 Public Works, Energy, Roads and Transport

The sub-sector envisions a premier county in infrastructure and energy development. The sectors' mission is to provide quality road network system and efficiently utilize energy resource for sustainable socio-economic growth and development. The sector is mandated to: Construct and Maintain County Roads and Bridges; offer technical supervision of all County Public Works & Energy projects; regulate County Public Transport including ferries, jetties, airstrips and harbours; offer quality assurance in the built environment; ensure Standards Control and Maintenance of County Buildings and Energy projects.

Performance review for FY 2021/22

In the period under review, the department improved accessibility and mobility in the County by: opening 400km of new roads; maintaining 1,704km of existing roads; rehabilitating 1.3km of Yala Ring Road; upgrading to bitumen standards 2.18 km of Opoda-Bondo Township Road and constructing twelve box culverts across the county among others.

Departmental Priorities in FY 2023/24

The department projects to spend **Kshs. 609,215,159** comprising Kshs. 91,623,273 and Kshs. 517,591,886 for recurrent and development expenditures respectively. Priority areas to be funded include:

1. Tarmacking of selected link roads at Kshs. 105,000,000

2. Maintenance of roads across the County at Kshs. 223,895,466
3. Develop concepts for establishing a solar farm and electricity generation at Ndanu falls at Kshs 15,000,000
4. Construction of box culverts in the county at Kshs. 25,000,000
5. Construction of two jetties (Asembo bay and Usenge) at Kshs. 10,000,000
6. Restricted opening of roads across the County at Kshs. 30,000,000
7. Provision for pending bills at Kshs.86,696,420
8. Equipping material lab at Kshs. 10,000,000
9. Construction of energy centre at Kshs. 10,000,000
10. Acquisition of project vehicle at Kshs. 7,000,000
11. Enhance Human resource capacity through recruitment, promotion, Emolument and training at Kshs. 35,992,090
12. Routine operations, electricity bill for streetlights, maintenance and repair of buildings, equipment and machinery at Kshs. 55,631,183

3.1.3 Lands, Physical Planning, Housing and Urban Development

The department comprises: public land management, survey and mapping, physical planning, housing and urban development. It envisions efficiency in land and housing management for sustainable development through facilitation of administration and management of land, access to adequate and affordable housing.

Performance review for FY 2021/22

In the period under review the department improved development control through: preparation of Boro, Segwa and Nyamonye land use plans; increased the strategic land bank for investment by acquiring 59.27 acres of land for biotech and research centre in East Yimbo, initiated institutionalize governance and management structures for urban areas by preparing Municipality charters for Bondo and Ugunja. The department also initiated classification of urban areas for conferment of Municipality and Town status. It also acquired assorted office equipment, furniture and computer accessories.

In the review period, the department faced the following challenges: inadequate technical staff and operational tools and equipment; limited awareness on land matters; multiple cases and lengthy litigation of land disputes; manual land records management system; unplanned and unsurveyed public land and trading centres.

To address the challenges, the department proposes the following measures: review staff establishment to inform recruitment and training on relevant specialized area, strengthen legal and

policy formulation and approval processes, create awareness on land matters to the public, preparation of plans and survey of public lands and centres, digitize land information system, engage with relevant stakeholders on land litigation cases.

Departmental Priorities in FY 2023/24

The department projects to spend **Kshs. 325,097,961** comprising Kshs. 147,242,698 and Kshs. 177,855,263 for recurrent and development expenditures respectively. In addition, Siaya Municipality has been allocated Kshs.35, 338,428 and Kshs. 17,500,000 for recurrent and development expenditures respectively from the departmental ceiling. Priority areas to be funded within the department include:

1. Digitizing land records and equipping GIS laboratory at Kshs. 48,000,000
2. Processing of 10 title deeds for public land at Kshs. 3,000,000
3. Repossess 200 parcels of land and resolve 100 land disputes at Kshs. 2,500,000
4. Survey of 5 public plots at Kshs. 2,000,000
5. Preparation for Land use plans for Akala market and Madiany centre at Kshs. 10,000,000, Ugunja Municipality Land Use Plan at Kshs. 15,000,000 and Bondo Municipality land Use Plan at Kshs. 8,000,000
6. Renovation of 6 County Government houses in Yala and Ukwala respectively at Kshs. 6,000,000
7. Concept Development & Design of Eco-city at Lake Kanyaboli Lakefront at Kshs. 2,900,000
8. Purchase of land, design of Trailer Park at Segga Town at Kshs. 7,000,000
9. Improved access roads in Usenge town-1km at Kshs. 5,000,000
10. Construction of Governor and Deputy Governor residences at Kshs. 80,000,000
11. Enhance Human resource capacity through recruitment, promotion, Emolument and training at Kshs. 49,359,533
12. Routine operations, maintenance and repair of buildings, equipment and machinery at Kshs. 63,000,000

Under Municipality of Siaya

1. Finalization of Siaya Municipality Spatial/land Use Plan at Kshs. 9,000,000
2. Enhanced provision of Non-motorized Traffic (NMT) walkways and beautification at Kshs. 7,500,000
3. Marking of parking lanes in Siaya Town at Kshs. 1,500,000
4. Naming of Streets and Erection of road signage in Siaya Municipality at Kshs. 2,000,000
5. Acquisition of land for Municipal waste management at Kshs. 4,000,000

FISCAL STRATEGY PAPER | 2023

ery land at Kshs. 1,000,000

city through recruitment, promotion, Emolument and

city bill for streetlights, maintenance and repair of buildings,

ry at Kshs. 30,359,533.

s will need to have independent votes, boards and accounting officers

ments of law and support from various development partners.

Matters to the public,
information system,
2,698 and Kshs.
addition, Siaya
recurrent and
to be funded

0,000,
Use

hs.

3.2 Economic Pillar:

The pillar seeks to move the economy up the value chain by improving the economic prosperity of the County through investments in Enterprise and Industrial Development; Financial Services; Tourism, Culture and Sports; and Agriculture, Irrigation, Food, Livestock and Fisheries.

3.2.1 Agriculture, Irrigation, Food, Livestock and Fisheries

This department executes its mandates through five directorates namely: Livestock Management and Development; Crop Management and Development; Fisheries, Management and Development; Veterinary Services and General Administration, Planning and Support Services.

Performance review for FY 2021/22

In the period under review, the department improved crop production and productivity through enhanced extension services, production of 16,643MT of sorghum and 88,965 MT of maize. The department improved animal health through vaccination of foot and mouth and lumpy skin disease in Ugenya and Alego-Usonga sub-counties. In fish production and productivity, the department developed seven fish handling infrastructure and a cold storage facility at Luanda Kotieno in collaboration with the National Government. The department also constructed and restocked seven public dams (Yenga, Mauna, Ochilo, Mwer, Uranga, Nyandera and Adhiri), 364 fishponds, and rehabilitated two water pans in partnership with Aquaculture Business Development Project (ABDP) and Kenya Climate Smart Agricultural Project (KCSAP).

Departmental Priorities in FY 2023/24

The department projects to spend Kshs. **812,566,096** comprising Kshs.327, 854,912 and Kshs. 484,711,184 for recurrent and development respectively. Priority areas to be funded will include:

1. Improve crop productivity through mechanization, land management, scale up of irrigation systems and provision of subsidized farm inputs (certified seeds and fertilizers) and tractor hire services targeting the various cadres of the citizens at Kshs.140,000,000
2. Promotion of Agro-processing in cotton, rice and fish at Kshs. 126,600,000
3. Promote dairy, poultry and apiculture production and marketing at Kshs. 38,000,000
4. Promotion of Agribusiness at Kshs.17,000,000
5. Promotion of fish breeds development in natural water bodies, development of fish handling infrastructure and sanitation facilities at the fish landing points and multiplication centres and provision of fishing equipment to selected groups at Kshs. 50,000,000
6. Promote animal health, food safety and animal product development at Kshs. 28,000,000
7. Development of Siaya trade show and exhibition centres at Kshs. 30,000,000

prosperity of
al Services;

Management
velopment;

ity through
maize. The
kin disease
department
Kotieno in
cked seven
ponds, and
nt Project

and Kshs.
nclude:

irrigation
nd tractor

handling
centres

000

ce delivery through remuneration to existing staffs, guided recruitment and
<shs. 216,011,802

operational tools, equipment, machinery and development of enabling policies
K43,110

Industrial Development

its mandate around 6 Programmes namely: Trade and Promotions; Fair Trade
mer Protection Services; Cooperatives Development and Management; Alcohol
rket Solid Waste Management and General Administration, Planning and

Work for FY2021/22

abilitated an office block, acquired assorted operational tools and equipment for
ompleted 4 Modern Market shades and 4 modern washrooms within the sheds,
rest floodlights and 5 solar lamps; facilitated training of 60 entrepreneurs by the
African Cooperation on Cross Border Trade, conducted annual verification of
in use for trade to achieve 92% compliance, conducted 38 sensitization fora
s with weighing and Measuring instruments for trade through gazette notice and
final investigations to completion. The department adopted 12 co-operative audit
10 pre-cooperative trainings to societies, conducted four committee, conducted
staff training, seven new cooperative societies were promoted for registration.
Under review the department conducted nine awareness campaigns; 619 liquor
ges were processed, 6 liquor outlet mapping were done and 9 enforcement
ucted. In addition, the County collected and dumped a total of 54,000 tonnes
various markets in Siaya County.

sted, the department faced the following challenges: inadequate operational tools,
in maintenance of market infrastructure facilities due to concurrent function
instruments, lack of gazetted dumpsites, emergence of new weighing and measuring
of the Metrology Lab.

to above challenges, the department will Construct a Modern Metrology Lab
and functions of maintenance of market infrastructure, acquire new weighing
the appropriate and gazette dumping site for the Market solid waste and acquire
and office space

Departmental Priorities in FY 2023/24

The department projects to spend **Kshs. 355,840,011** comprising Kshs. 157,638,084 and Kshs. 198,201,927 for recurrent and development expenditures respectively. Priority areas to be funded include:

1. Development of market infrastructure across the county at Kshs. 102,901,927
2. Design of Industrial Park at Kshs. 5,000,000
3. Establishment of recycling plant for waste management at Kshs.25,000,000
4. Cooperative and Table-Banking Development and Management at Kshs. 50,000,000
5. Installation of portable Axel Load weighing machines at Kshs. 15,300,000
6. Improve service delivery through remuneration to existing staffs, guided recruitment and promotion at Kshs. 89,887,552
7. Provision of operational tools, equipment, machinery and development of enabling policies at Kshs. 67,750,532

3.2.3 Tourism, Culture, ICT and Arts

The sector executes its mandate around four directorates namely: Tourism, Culture and Arts; Information and Communication Technology; and General Administration, Planning and Support Services.

Performance review for FY 2021/22

During the period under review, the department documented hospitality establishments, tourism attractions and community based tourism initiatives with the purpose of development of marketing and promotional materials and also enhance collaboration with the tourism stakeholders, organized the Migwena community and Cultural festival with the objective of promoting traditional sports and cultural heritage and promote cohesion, participated in the 95th edition of the Kenya Music & Cultural Festival hosted in Kitui, successfully participated 9th edition of the Kenya Inter-County Sports and Cultural Association (KICOSCA) games.

Departmental Priorities in FY 2023/24

The department projects to spend **Kshs. 293,056,267** comprising Kshs. 87,056,267 and Kshs. 206,000,000 for recurrent and development expenditures respectively. Priority areas to be funded include:

1. Completion of Siaya Stadium at Kshs. 100,000,000
2. Construction of Migwena Stadium and Sports academy at Kshs. 60,000,000
3. Improving 12 sports facilities within the County at Kshs. 24,000,000

4. Development of Got Ramogi Forests and Kopolo grounds as festival grounds at Kshs. 8,000,000
5. Develop, market and brand Siaya County as a tourist destination point at Kshs. 10,000,000
6. Completion and equipping of Odera Akango cultural centres at Kshs.4,000,000
7. Improve service delivery through remuneration to existing staffs, guided recruitment and promotion at Kshs. 40,793,520
8. Provision of operational tools, equipment, machinery and development of enabling policies at Kshs. 46,262,747

3.2.4 Finance and Economic Planning

This sector provides policy direction in economic planning and financial management. It is organized around three programmes namely: Financial services; Economic planning services and General Administration, Planning and Support Services.

Performance review for FY 2021/22

In the period under review, the sector strengthened planning, policy and budgeting process through preparation of Annual Development Plans (ADP) for FY 2023/24; County Budget Review and Outlook Paper (CBROP) for FY 2021/22; County Fiscal Strategy Paper (CFSP) for FY 2022/23; budget estimates for FY 2022/23 and supplementary budget estimates for FY 2022/23. Coordinated collection of Own Source Revenue and surpassed the target of Kshs 445 million and prepared and submitted periodic statutory financial statements and reports on time.

During the period under review, the department faced challenges such as: inadequate technical officers, operational tools, equipment and office space; delay in policies, laws and planning, policy and budget approvals; unrealized Own Source Revenue (OSR) and low adoption of ICT in service delivery.

To mitigate the above challenges, the department will review the staff establishment with a view of recruiting technical staffs and acquisition of operational tools and office space; strengthening revenue enhancing measures and adopt of new technology in OSR and other service delivery

Departmental Priorities in FY 2023/24

In FY 2022/23 the sector projects to spend **Kshs. 782,147,673** comprising Kshs. 773,352,628 and Kshs. 8,795,045 for recurrent and development expenditures respectively. Priority areas proposed for funding includes;

1. Improve service delivery through remuneration to existing staffs, recruitment and promotion at Kshs. 382,646,908
2. Provision of operational tools, equipment, machinery and development of enabling

policies at Kshs. 386,343,659

3. Revenue automation at Kshs. 20,000,000
4. Construction of office annex (phased)/ archive at Kshs.8,795,045

3.3 Social Pillar

This pillar seeks to move the economy up the value chain by improving the economic prosperity of the County through investments in Health and sanitation: Education, youth affairs, gender, sports and social service, and Water, Environment and Natural Resources.

3.3.1 Health and Sanitation

The sector is organized around two divisions which are Public Health & Sanitation and Medical & Biomedical services. It has an administrative unit that coordinates execution of the above functions. The sector executes its mandate through three Programs namely: Curative services; Preventive services; General administration, planning and support services.

Performance review for FY 2021/22

The Department realized improvements in key indicators like Children under one fully Immunized (C1C) which improved from 91% in 2021/22 to 93% in 2022/2023. Proportion of pregnant women completing 4th Ante Natal Clinic from 63% to 68%, proportion of children under 5 who were stunted improved from 23% to 19%. Meanwhile Skilled Birth attendants was at 96% against a target of 90%. Proportion of HIV infected persons among the County's total population by sex male 7.4% and women 12 %. Percentage of clients Receiving Antiretroviral among those eligible is at 95%. Proportion of clients screened for cancer is at 18.3%. Proportion of Women using modern Contraceptive at 40%. The Department recruited a total of 74 Health workers.

In the period under review, the department faced the following challenges: inadequate technical staffs, partner transition anxiety, delayed funds disbursement by the donor and staff turnover affects service delivery at facilities.

To mitigate the above challenges, the department will review staff establishment to inform recruitment and training on relevant specialized areas, improve and expand infrastructure through rehabilitation, construction and equipping of required diagnostic and specialized units within the existing health facilities to provide comprehensive outpatient and inpatient health services (including MNCH services), prioritize operationalization of newly and rehabilitated health facilities, and strengthen the preventive health care services.

Departmental Priorities for FY 2023/2024

In FY 2022/23 the sector projects to spend **Kshs. 2,406,976,398** comprising Kshs. 2,206,590, (excluding grants) and Kshs. 200,386,064 for recurrent and development expenditures respectively

Priority areas proposed for funding includes:

1. Procurement of assorted medical equipment for 10 Hospitals and 30 health centres dispensaries at Kshs. 90,000,000
2. Training of Health Care Workers on Non-Communicable Diseases at Kshs. 3,000,000
3. Procurement of 2 fully equipped ambulances and equipping existing 6 ambulances with modern equipment and machines at Kshs. 32,000,000
4. Construction and equipping of Bondo sub County morgue with cold rooms at Kshs.50,000,000
5. Construction of maternity wing at Yala Sub County Hospital at Kshs. 15,000,000
6. Construction of ablution blocks at Madiany and completion of maternity wing (including plumbing works) at Ukwala SCH at Kshs.10,000,000
7. Construction of Siaya County Referral hospital complex (phased) at Kshs.50,000,000
8. Procurement of medical records (HMIS tools) at Kshs. 10,000,000
9. Purchase of commodities (Pharmaceutical and Non-Pharmaceutical) at Kshs. 300,000,000
10. Procurement of 20 KEPI fridges for health Centre's and dispensaries at Kshs 6,000,000
11. Procurement of data collection forms (registers and reporting tools) for all level 1,2, hospitals at Kshs. 20,000,000
12. Training of Community Health Volunteers (CHVs) on Basic First Aid Skills at Kshs.10,000,000
13. Drilling a borehole and improvement of Urenga Health Centre at Kshs. 10,000,000
14. Provision for remuneration for current staff establishment, projected recruitment and annual increments at Kshs. 1,537,198,361
15. Provisions for operation, maintenance of machines, equipment and buildings at Kshs. 651,391,973
16. Provision for pending bills for development at Kshs. 43,554,008

3.3.2 Water, Environment and Natural Resources

This sector executes the functions of water resources development and management as well as natural resources conservation and management. It has an administrative unit that coordinates execution of the above functions. The sector envisions sustainable access to safe water and sanitation in a clean and secure environment.

Performance review for FY 2023/24

During the period under review, the sector Constructed and improved 47 water pans; Protected 91 water springs; Rehabilitated and Augmented 79 water supplies; Constructed 17 shallow wells and Constructed 116 Boreholes; established 21 tree nurseries and 28 woodlots; 4 of the existing staff trained while 3 additional staff were recruited.

Departmental Priorities for FY 2023/24

In FY 2022/23 the sector projects to spend **Kshs. 465,537,836** comprising Kshs. 71,067,977 and Kshs. 394,469,859 for recurrent and development expenditures respectively. Priority areas proposed for funding includes;

1. Last mile connectivity of Ugunja-Sega-Ukwala at Kshs. 60,000,000
2. Co-funding for Siaya water and sanitation project (Dorcas Aid Maji Milele and CGS) for Got Matar and West Uyoma water project at 12M
3. Completion of desilting and rehabilitation of 4 Water pans at Kshs. 6,521,078
4. Completion of Mageta and Ahono Sinaga water Supply at Kshs. 11,825,216
5. Completion of Dienya dispensary borehole and pipeline extension to Apuoyo Market centre at Kshs. 2,000,000
6. Proposed Solarization and expansion of Hawinga Water Project at Kshs. 10,000,000
7. Pipeline Extension from Nyandiwa -Usenge to Obambo – Kubar at Kshs. 4,000,000
8. Rehabilitation of 3 boreholes namely, Tula Kakan, Ulafu and Umala at Kshs. 6,000,000
9. Connecting 2 Public institutions to the main sewer trunk at Kshs. 2,000,000
10. Rehabilitation and expansion of Usire water project at Kshs. 8,500,000
11. Rehabilitation of South Sakwa water project (Olago) at Kshs. 6,000,000
12. Rehabilitation of degraded mining areas in Nyangoma Sub locations at Kshs. 3,000,000
13. Expansion of Wich lum water project at Kshs. 12,000,000
14. Drilling and equipping of Dr. Ida Odinga Sec. school (Asango) with solar at Kshs. 4,000,00
15. Development support to SIBOWASCO at Kshs. 10,000,000
16. Development of County Water Master Plan at Kshs. 3,000,000
17. Mapping of Natural Resources in Siaya County at Kshs. 2,000,000
18. Rehabilitation of degraded riparian hotspots along River Yala at Kshs. 1,000,000
19. Ward based projects (see annex) at Kshs. 230,623,565
20. Afforestation campaigns to increase the tree/forest cover Kshs. 50,000,000

3.3.3 Education, Youth Affairs, Gender, Sports and Social Services

This sub-sector is responsible for coordinating pre-primary and vocational training, social security services and sports talent and arts. It executes its mandate through the following programs: County Pre-Primary Education, Vocational Education, Youth Training and Development, County Social Security and Services; General Administration, Planning and Support Services. The sector envisions having an educated, socially-secure, and empowered citizenry. The county intends to start well with an active Early Child Development program ECDE, with a robust school feeding program.

Performance review for FY 2023/24

During the period under review, the department through Early Childhood Development (ECD) rebranded Yala and Bondo ECD centres of Excellence-facilitated by Nurturing Care Initiative facilitated the training of 180 members of ECD centres Board of Management,

Under sports development, the department, procured assorted sports items for both Migwena and KOCOSCA sports, attended KYISA Games planning meetings in Nanyuki and Chuka, conducted Migwena Sports festival from 28th December 2022 to January 2023 and constructed Siaya Stadium which is at 90 percent completion.

Under Vocational training, the department incorporated new trade/courses in Vocational Training Centres such as Soil Science, supported transition of final year students through KNEC and NIT exams, executed the disbursement of County Government capitation to institutions.

Under Social services, the department supported the National Council of Persons with Disabilities during the assessment and registration of PWD in Ugenya and Ugunja in October 2022

During the period under review, the department faced challenges such as inadequate operational tools, inadequate ECDE and VTC instructors, lack of ward ECDE and VTC sub-county coordinators to supervise ECDE and VTC instructors and lack of funding for assessment and registration of PWD.

To mitigate the above challenges, the department will review the staff establishment with a view to recruiting more ECDE and VTC instructors and supervisors and provide for assessment funding for PLWDs.

Departmental Priorities for FY 2022/23.

In FY 2022/23 the sector projects to spend **Kshs. 446,848,720** comprising Kshs. 239,433,492 for recurrent and development expenditures respectively. Priority areas proposed for funding includes:

1. Provision of learning materials, furniture and recreational facilities to ECDE centres at Kshs. 11,000,000
2. Provision for Bursary at Kshs. 75,000,000
3. Construction of new ECDE centres at Kshs. 6,133,619
4. Completion of on-going ECDE projects at Kshs. 56,281,609
5. Establishment of Smart Start (Nurturing Care) at Kshs. 1,000,000
6. Renovating Vocational Training Centres (VTCs) at Kshs. 8,000,000
7. Equipping Youth Polytechnics/VTCs equipped with modern tools and equipment at Kshs. 8,000,000
8. Trainees supported through SVTCSG at Kshs. 30,000,000
9. Women Empowerment at Kshs. 10,000,000
10. Youth Empowerment at Kshs. 15,000,000
11. PWDs Empowerment at Kshs. 5,000,000

Section Four

Fiscal Policy and Budget Framework

4.0 Overview

In the previous fiscal years, priority was given to the implementation of projects at the micro level to unlock the economic potential in the wards. Going forward, and in order to create a bigger impact, the County Government will put greater emphasis on completing the on-going transformative projects, operationalize the completed projects, scale down on new projects, enhance human resource operations and routine maintenance of machines, equipment and buildings.

This County Fiscal Strategy Paper provides for capital investment, human capital development and operations and maintenance. Towards this, the County will mobilise resources within the framework of Public Finance Management Act 2012 to finance its development priorities for the financial year.

During the FY 2023-2024 the County will adhere to fiscal responsibility principles set out in section 107 of the PFMA, 2012. To this end development expenditure will be set at a minimum of 30 percent of the total revenue and gradually reduce on non-critical recurrent expenditures. These will be realized by ensuring:

- a) Spending is directed towards most critical needs of the County
- b) Departmental priorities focus on completion of on-going projects and operationalization of completed projects
- c) Departmental requests for resources must be realistic
- d) More outcomes and outputs are achieved with existing or lower level of resources
- e) Enhanced capacity of staff in budget execution and reporting through training
- f) Enactment and implementation of Finance Acts

4.1 Fiscal Policy Status

The CFSP-2023 has prioritized departments based on the most critical needs to be met for the people of Siaya. In the fiscal year 2023/24 emphasis will be on health sector to ensure access to quality and affordable health care, revamping agricultural productivity through mechanisation, yield improvement through better quality inputs, extension services, trainings, empowerment and creation of safety nets for most vulnerable members of the society, enhancing local revenue collection through improved infrastructural networks, improved roads and waste water management, increased access to clean water for both human and animal consumption, strengthened decentralized units through operationalization of village administrations, adopting and establishing affordable housing units and developing and promoting Siaya as a tourist destination.

1.2 Budget Framework

The County budget in the financial year 2023/24 will be financed by two major streams namely: national government transfers comprising equitable share and conditional grants; and OSR.

1.2.1 Projected Revenue for FY 2023/24

The projected revenue for the financial year 2023/24 is Kshs. 8,229,190,606 comprising equitable share of Kshs. 7,254,856,008; grants of Kshs. 274,334,598 and OSR of Kshs. 700,000,000. This allocation is expected to increase to Kshs. 9,052,109,667 and Kshs. 9,957,320,634 for financial years 2024/25 and 2025/26 respectively as per the table 1 below:

Table 1: Summary of projected revenue in FY 2023/24 -2025/26

Revenue Stream	Baseline Estimates 2022-23	Projections		
		2023/24	2024/25	2025/26
SINGLE BUSINESS PERMIT	134,497,871	133,499,637	146,849,601	161,534,561
MARKET FEES	50,452,789	50,452,789	55,498,068	61,047,875
BODA-BODA	12,025,000	12,025,000	13,227,500	14,550,250
WEIGHTS AND MEASURES	1,000,000	1,000,000	1,100,000	1,210,000
TRADE INCOME (AUDIT FEE)	749,250	749,250	824,175	906,593
ADVERTISEMENT CHARGES	10,000,000	10,000,000	11,000,000	12,100,000
LIQUOR CHARGES	15,000,000	15,000,000	16,500,000	18,150,000
TRUCK PARK/PARKING FEES	31,877,359	31,877,359	35,065,095	38,571,604
GRADER	9,200,000	9,200,000	10,120,000	11,132,000
FIRE INSPECTIONS FEES	1,000,000	1,000,000	1,100,000	1,210,000
PLAN APPROVAL(Engineers)	17,563,104	17,563,104	19,319,414	21,251,356
PARKING FEES	6,000,000	6,000,000	6,600,000	7,260,000
COUNTY HALL HIRE	140,000	140,000	154,000	169,400
FISH CESS	10,000,000	10,000,000	11,000,000	12,100,000
SLAUGHTER FEES	1,473,200	1,473,200	1,620,520	1,782,572
AGRICULTURAL INCOME	7,921,600	7,921,600	8,713,760	9,585,136
SUGAR CESS	11,000,000	11,000,000	12,100,000	13,310,000
VETERINARY SERVICES	2,395,235	2,395,235	2,634,759	2,898,234
TRACTOR HIRE SERVICE (THS)	80,753,415	80,753,415	88,828,757	97,711,632
CATTLE AUCTION	5,000,000	5,000,000	5,500,000	6,050,000
PLAN APPROVALS (Physical Planning)	15,000,000	15,000,000	16,500,000	18,150,000
TRANSFER FEES	2,600,000	2,600,000	2,860,000	3,146,000
PLOT RATES	13,000,000	13,000,000	14,300,000	15,730,000
PLOT RENTS	14,155,575	14,155,575	15,571,133	17,128,246
GROUND RENTS	1,000,000	1,000,000	1,100,000	1,210,000
HOUSE RENT	4,600,000	4,600,000	5,060,000	5,566,000
CLOSKS/STALLS RENT	13,025,075	13,025,075	14,327,583	15,760,341
BURIAL FEES/SYNAGE	100,000	100,000	110,000	121,000
SAND CESS/QUARRY	500,000	500,000	550,000	605,000
CLEARANCE CERTIFICATE	1,500,000	1,500,000	1,650,000	1,815,000
SITE FEES	1,303,000	1,303,000	1,433,300	1,576,630
SURVEY FEE	1,500,000	1,500,000	1,650,000	1,815,000
PRIVATE ESTATE FEES	130,000	130,000	143,000	157,300
TIF	107,000,700	107,000,700	117,700,770	129,470,847
PUBLIC HEALTH	2,160,909	2,160,909	2,377,000	2,614,700
PUBLIC HEALTH-Plan approvals	3,000,000	3,000,000	3,300,000	3,630,000
LINDA MAMA	60,578,536	60,578,536	66,636,390	73,300,029
MIHIF/CAPITATION	50,158,116	50,158,116	55,173,928	60,691,320
HIMA	200,000	200,000	220,000	242,000
IMPOUNDING FEES	1,100,000	1,100,000	1,210,000	1,331,000
SCHOOL FEES	337,500	337,500	371,250	408,375
SUB-TOTAL-LOCAL REVENUE (OSR)-A	700,998,234	700,000,000	770,000,000	847,000,000
Equitable Share-B	6,966,507,531	7,254,856,008	7,980,341,609	8,778,375,770
Kenya Climate Smart Agriculture Project (KCSAP)	75,368,050	75,368,050	82,904,855	91,195,341
Agricultural Sector Development	14,538,059	14,538,059	15,991,865	17,591,051

Revenue Stream	Baseline Estimates 2022-23	Projections		
		2023/24	2024/25	2025/26
Support Project (ASDSP)				
Lease of medical equipment	110,638,298	110,638,298	121,702,128	133,872,341
Financing Locally Led Climate Action (FLLoCA)	11,000,000	11,000,000	12,100,000	13,310,000
DANIDA	12,206,100	12,206,100	13,426,710	14,769,381
Kenya Devolution Support Project (KDSP)	0	0	0	0
Transforming Health Systems for universal care (THS)	0	0	0	0
Equalization Fund	34,946,152	34,946,152	38,440,767	42,284,844
Transfer for Library services	0	15,637,939	17,201,733	18,921,906
Conditional Grant-C	258,696,659	274,334,598	301,768,058	331,944,864
Balances brought forward (BF)-D	697,043,128	0	0	0
Total Revenue=(A+B+C+D)	8,623,245,552	8,229,190,606	9,052,109,667	9,957,320,634

4.2.2 Projected Equitable share for FY 2023/24

In the financial year 2023/24 the County Government is likely to receive Kshs. 7,254,856,008 from the National Government as equitable share. This is a projection captured in the approved Budget Policy Statement (BPS)-2023. This projection is further enhanced at 10 percent for the subsequent fiscal years to stand at Kshs. 7,980,341,609 and Kshs. 8,778,375,770 for financial years 2024/25 and 2025/26 respectively

4.2.3 Projected Conditional Grants for FY 2023/24

In the financial year 2023/24 the County Government has projected conditional grant allocation at Kshs. 274,334,598. This allocation includes the national government transfers for library services at Kshs. 15,637,939. This allocation is projected to increase by 10 percent to Kshs. 301,768,058 and Kshs. 331,944,864 for 2024/25 and 2025/26 respectively

4.2.4 Own Source Revenue Projections

In the financial year 2023/24 the County Government has projected its collection from local sources at Kshs. 700,000,000 a slight reduction of Kshs. 998,234 from the base fiscal year of 2022/23. The projection for two outer years will be Kshs. 770,000,000 and Kshs. 847,000,000 for 2024/25 and 2025/26 respectively.

Section Five

Medium Term Expenditure Framework

5.0 Overview

Medium Term Expenditure Framework (MTEF) is a three-year rolling expenditure horizon on which the County Government budget runs. The medium-term fiscal framework for the FY 2023/24 is set based on macroeconomic policy framework as set out in Section two and sectoral priorities in Section Three. Sectoral expenditure ceilings have been set based on critical needs the *Nyalore* Administration seeks to fix in the first year. The proposed departmental ceilings have been projected based on the departmental allocations for the financial year 2022/23.

5.1 Resource Allocation Criteria

The apportioning of resources to various programmes and projects in various sectors for both recurrent and development expenditures will be based on certain criteria outlined below. In the recurrent expenditure category, which is projected at 65.41 percent of the total budget, the following criteria will be apply:

1. Provision for non-discretionary expenditures such as salaries and associated statutory deductions;
2. Provision for pending bills settlement;
3. Provision for critical recurrent items/commodities eg health commodities and utilities;
4. Provision for operational tools and equipment.

In the Development expenditure category, which is projected at 34.59 percent, the following criteria will apply:

1. Prioritize completion, equipping and operationalization of ongoing projects;
2. Provision for pending bills settlement;
3. Focus on restricted macro and high impact priorities.

5.2 Projected Total Expenditure

The County Government total expenditure in financial year 2023/24 is projected at Kshs. 8,229,190,606 which is equivalent to total projected revenue thus the County Government will be preparing and implementing a balance budget. This expenditure comprises projected recurrent at Kshs. 5,382,806,920 (65.41 percent) and Kshs. 2,846,383,686 (34.59 percent) for projected development expenditures

5.2.1 Recurrent Expenditure

Recurrent expenditure comprises Personnel Emoluments (PE) and Operations and Maintenance (O&M).

The projected recurrent expenditure is projected at Kshs. **5,382,806,920** translating to 65.41 percent of total projected expenditure with PE at Kshs. 3,321,200,416 (40.36 percent) and Kshs. 2,061,606,504 (25.05 percent) for O&M. This allocation is expected to grow by 10 percent to Kshs. 5,921,087,612 and Kshs. 6,513,196,373 for financial years 2024/25 and 2025/26 respectively as shown in the table below:

Table 2: Projected Recurrent Expenditure in FY 2023/24 -2025/26

Department	Baseline Estimates PE 2022/23	Projected PE 2023/24 CFSP	Baseline Estimates O&M 2022/23	Projected O&M 2023/24 CFSP	Baseline Total 2022/23	Projected 2023/24 CFSP	Projections	
							2024/25	2025/26
County Assembly	380,219,901	391,626,498	528,048,979	278,048,979	908,268,880	669,675,477	736,643,025	810,307,327
Governance and Administration	316,702,460	326,203,534	210,467,641	152,728,795	527,170,101	478,932,329	526,825,562	579,508,118
Finance and Economic Planning	371,501,852	382,646,908	571,105,720	390,705,720	942,607,572	773,352,628	850,687,891	935,756,680
Agriculture, Irrigation, Food, Livestock & Fisheries	209,720,196	216,011,802	76,843,110	111,843,110	286,563,306	327,854,912	360,640,403	396,704,441
Water, Environment & Natural Resources	27,244,172	28,061,497	54,006,480	43,006,480	81,250,652	71,067,977	78,174,775	85,992,252
Education, Youth Affairs, Gender, Sports & Social Services	141,039,265	145,270,443	169,163,049	94,163,049	310,202,314	239,433,492	263,376,841	289,714,525
County Health Services	1,511,843,069	1,557,198,361	655,267,425	649,391,973	2,167,110,494	2,206,590,334	2,427,249,367	2,669,974,304
Lands, Physical Planning, Housing and Urban Development	44,038,382	45,359,533	101,883,165	101,883,165	145,921,547	147,242,698	161,966,968	178,163,665
Roads, Public Works, Energy and Transport	34,943,777	35,992,090	55,631,183	55,631,183	90,574,960	91,623,273	100,785,600	110,864,160
Enterprise and Industrial Development	87,269,468	89,887,552	67,750,532	67,750,532	155,020,000	157,638,084	173,401,892	190,742,082
Tourism, Culture, ICT and Arts	39,605,359	40,793,520	65,894,641	46,262,747	105,500,000	87,056,267	95,761,894	105,338,083
County Attorney	11,945,119	12,303,473	19,540,906	19,540,906	31,486,025	31,844,379	35,028,817	38,531,699
County Public Service Board	48,393,403	49,845,205	13,257,628	11,805,826	61,651,031	61,651,031	67,816,134	74,597,748
Sub-Total	3,224,466,423	3,321,200,416	2,588,860,459	2,022,762,465	5,813,326,882	5,343,962,881	5,878,359,169	6,466,195,086
Grants				38,844,039		38,844,039	42,728,443	47,001,287
Total	3,224,466,423	3,321,200,416	2,588,860,459	2,061,606,504	5,813,326,882	5,382,806,920	5,921,087,612	6,513,196,373

5.2.2 Development Expenditure

Development expenditure for the financial year 2023/24 comprises both executive and ward-based development expenditures and is projected to be **Kshs. 2,846,383,686** accounting for 34.59 per cent of total expenditure. This allocation is projected by 10 percent in the two outer years of 2024/25 and 2025/26 at Kshs. 3,131,022,055 and Kshs. 3,444,124,260 respectively as per the table below:

Table 3: Projected Development Expenditure for FY 2023/24-2025/26

Department	Baseline Development Estimates 2022/23	Projected Development Estimates-2023/24 CFSP	Projections	
			2024/25	2025/26
County Assembly	411,888,469	189,850,221	208,835,243	229,718,767
Governance and Administration	10,500,000	25,616,450	28,178,095	30,995,905
Finance and Economic Planning	36,946,152	8,795,045	9,674,550	10,642,004
Agriculture, Irrigation, Food, Livestock & Fisheries	345,830,950	484,711,184	533,182,302	586,500,533
Water, Environment & Natural Resources	330,019,142	394,469,859	433,916,845	477,308,529
Education, Youth Affairs, Gender, Sports & Social Services	343,834,465	207,415,228	228,156,751	250,972,426
County Health Services	321,457,940	200,386,064	220,424,670	242,467,137
Land, Physical Planning, Housing and Urban Development	93,171,901	177,855,263	195,640,789	215,204,868
Roads, Public Works, Energy and Transport	673,940,099	517,591,886	569,351,075	626,286,182
Enterprise and Industrial Development	225,437,182	198,201,927	218,022,120	239,824,332
Tourism, Culture, ICT and Arts	30,149,715	206,000,000	226,600,000	249,260,000
County Attorney	-	0	0	0
County Public Service Board	-	0	0	0
Sub-Total	2,823,176,015	2,610,893,127	2,871,982,440	3,159,180,684
Grants	0	235,490,559	259,039,615	284,943,576
Total	2,823,176,015	2,846,383,686	3,131,022,055	3,444,124,260

5.3 Sectoral Ceilings

The total resource envelop for FY 2023/24 is projected to be **Kshs.8, 229,190,606** comprising Kshs. **5,382,806,920** and (65.41 percent) has been allocated for recurrent expenditure which comprises personnel emolument at **Kshs. 3,321,200,416** (40.36 percent) and other office operations & maintenance at **Kshs. 2,061,606,504** (25.05 percent) and **Kshs. 2,846,383,686** (34.59 percent) has been allocated for development expenditure as shown in the table below:

Table 4: Projected ceiling for FY 2023/24-2025/26

Department	Baseline Estimates 2022/23	CFSP PE- 2023/24	CFSP O&M- 2023/24	CFSP Recurrent - 2023/24	CFSP Development -2023/24	CFSP Total- 2023/24	Projections	
							2024/25	2025/26
County Assembly	1,408,119,101	391,626,498	278,048,979	669,675,477	189,850,221	859,525,698	945,478,268	1,040,026,095
Governance and Administration	616,549,529	326,203,534	152,728,795	478,932,329	25,616,450	504,548,779	555,003,657	610,504,023
Finance and	770,147,462	382,646,908	390,705,720	773,352,628	8,795,045	782,147,673	860,362,440	946,398,684

Department	Baseline Estimates 2022/23	CFSP PE- 2023/24	CFSP O&M- 2023/24	CFSP Recurrent - 2023/24	CFSP Development -2023/24	CFSP Total- 2023/24	Projections	
							2024/25	2025/26
Economic Planning								
Agriculture, Irrigation, Food, Livestock & Fisheries	674,180,311	216,011,802	111,843,110	327,854,912	484,711,184	812,566,096	893,822,706	983,301,199
Water, Environment and Natural Resources	436,020,511	28,061,497	43,006,480	71,067,977	394,469,859	465,537,836	512,091,620	563,300,199
Education, Youth Affairs, Gender and Social Services	648,135,933	145,270,443	94,163,049	239,433,492	207,415,228	446,848,720	491,533,592	540,686,199
County Health Services	2,149,091,523	1,557,198,361	649,391,973	2,206,590,334	200,386,064	2,406,976,398	2,647,674,038	2,912,411,199
Lands, Physical Planning, Housing and Development	264,964,736	45,359,533	101,883,165	147,242,698	177,855,263	325,097,961	357,607,757	393,368,199
Roads, Public Works, Energy and Transport	636,183,644	35,992,090	55,631,183	91,623,273	517,591,886	609,215,159	670,136,675	737,150,199
Enterprise and Industrial Development	371,721,927	89,887,552	67,750,532	157,638,084	198,201,927	355,840,011	391,424,012	430,000,199
Tourism, Culture, Sports and Arts	143,781,609	40,793,520	46,262,747	87,056,267	206,000,000	293,056,267	322,361,894	354,598,199
County Attorney	0	12,303,473	19,540,906	31,844,379	0	31,844,379	35,028,817	38,531,199
County Public Service Board	0	49,845,205	11,805,826	61,651,031	0	61,651,031	67,816,134	74,597,199
Sub-Total	8,118,896,286	3,321,200,416	2,022,762,465	5,343,962,881	2,610,893,127	7,954,856,008	8,750,341,609	9,625,373,199
Grants	0		38,844,039	38,844,039	235,490,559	274,334,598	301,768,058	331,941,199
Total	8,118,896,286	3,321,200,416	2,061,606,504	5,382,806,920	2,846,383,686	8,229,190,606	9,052,109,667	9,957,320,199
% of Budget		40.36	25.05	65.41	34.59			